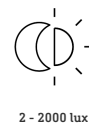



# True Presence

COM1 - surface white  
 EAN 4007841 057916  
 Article number 057916



## Function description

The world's first true presence detector! No unnecessary stay-ON times any more – no unnecessary electricity costs. Precision high-frequency measurement of the surrounding area provides 100 per-cent reliable detection. The True Presence detector reliably identifies whether persons are present or absent over an area of 64 m<sup>2</sup> – on the basis of the body's micro movements as well as human vital functions, such as breathing in and out, or shoulder movement. The new standard in building automation. Easy to control via app and Bluetooth.

## Technical specifications

Dimensions (L x W x H)	45 x 123 x 123 mm
With motion detector	Yes
Manufacturer's Warranty	5 years
Settings via	Bluetooth
With remote control	No
Version	COM1 - surface white
PU1, EAN	4007841057916
Type	Presence detector
Application, place	Indoors
Application, room	classroom, lecture hall, one-person office, open-plan office, high-bay warehouse, production facilities, conference room / meeting room, hotel room, care room, duty room, recreation room, dining hall / staff restaurant, changing room, kitchenette, sports hall, reception / lobby, WC / washroom, warehouse, Indoors

Capacitive load in µF	176 µF
Power consumption	1 W
Technology, sensors	High frequency, Light sensor
Mounting height	2,00 – 12,00 m
Mounting height max.	12,00 m
Optimum mounting height	2,8 m
Montagehöhe max. True Presence Erfassung	4,00 m
HF-system	7,2 GHz
Detection	also through glass, wood and stud walls
Detection angle	360 °
Angle of aperture	160 °
Sneak-by guard	Yes
Capability of masking out individual segments	No
Electronic scalability	Yes

# True Presence

COM1 - surface white  
 EAN 4007841 057916  
 Article number 057916



## Technical specifications

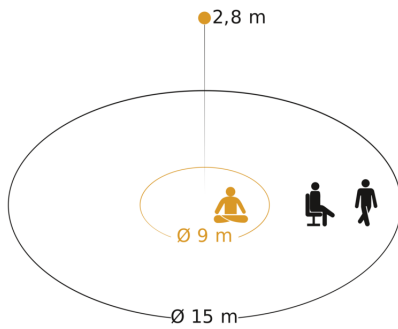
Colour	white
Colour, RAL	9003
Includes corner wall mount	No
Installation site	ceiling
Installation	Surface wiring, Ceiling
IP-rating	IP54
Ambient temperature	-20 – 50 °C
Material	Plastic
Mains power supply	220 – 240 V / 50 – 60 Hz
Switching output 1, resistive	2000 W
Switching output 1, number of LEDs / fluorescent lamps	8 pcs.
Switching output 1, floating	No
Fluorescent lamps, electronic ballast	1500 W
Fluorescent lamps, uncorrected	1000 VA
Fluorescent lamps, series-corrected	400 VA
Fluorescent lamps, parallel-corrected	1000 VA
Switching output 1, low-voltage halogen lamps	2000 VA
LED lamps < 2 W	100 W
LED lamps > 2 W < 8 W	300 W
LED lamps > 8 W	600 W

Mechanical scalability	No
Reach, radial	Ø 15 m (177 m <sup>2</sup> )
Reach, tangential	Ø 15 m (177 m <sup>2</sup> )
Reach, presence	Ø 15 m (177 m <sup>2</sup> )
True Presence reach	Ø 9 m (64 m <sup>2</sup> )
Transmitter power	< 1 mW
Functions	Group parameterisation, Semi-/fully automatic, Lighting scenario, Manual ON / ON-OFF, Neighbouring group function, Normal / test mode
Twilight setting	2 – 2000 lx
Time setting	20 s – 60 Min.
Basic light level function	No
Main light adjustable	No
Twilight setting TEACH	Yes
Constant-lighting control	No
Interconnection	Yes
Type of interconnection	Master/master, Master/slave
Interconnection via	Bluetooth

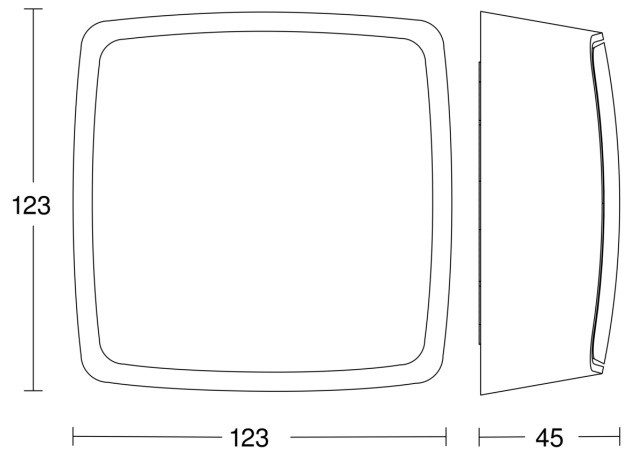
# True Presence

COM1 - surface white  
EAN 4007841 057916  
Article number 057916

## Detection Zone



## Dimension Drawing



Possible mounting height: 2,00 m - 12,00 m  
Orange: True Presence  
Black: movement and presence

## Master circuit diagram

