

# HF 360

COM1 - Concealed wiring  
 EAN 4007841 002800  
 Article number 002800



high frequency sensor 360°



max. Ø 12 m

2000 W

2000 W max. (LED-ready)



IP20



ideal 2,5 - 3,5 m



indoor sensor

iQ

iQ-mode

Teach

Teach mode



energy saving

5 years

manufacturer's warranty steinel-professional.de/garantie

## Function description

Doesn't miss a thing. HF-presence detector Presence Control PRO HF 360 COM1 for indoors, ideal for WCs with toilet cubicles, changing rooms, stairwells, multi-storey car parks, kitchens, installation height up to 3.5 m, for switching light 'ON' and 'OFF', 1 – 12 m reach, reach is electronically adjustable and can be limited in two directions, detection regardless of temperature, HF-sensor technology also detects movement through glass, wood and stud walls.

## Technical specifications

Dimensions (L x W x H)	56 x 120 x 120 mm	Capacitive load in µF	176 µF
Manufacturer's Warranty	5 years	Technology, sensors	High frequency, Light sensor
Settings via	Remote control, DIP switches, Potentiometers, Smart Remote	Mounting height	2,50 – 3,50 m
With remote control	No	Mounting height max.	3,50 m
Version	COM1 - Concealed wiring	Optimum mounting height	2,8 m
PU1, EAN	4007841002800	HF-system	5,8 GHz
Type	Presence detector	Detection	also through glass, wood and stud walls
Application, place	Indoors	Detection angle	360 °
Application, room	function room / ancillary room, kitchenette, stairwell, WC / washroom, Indoors	Angle of aperture	140 °
Colour	white	Sneak-by guard	Yes
Colour, RAL	9010	Capability of masking out individual segments	Yes
Includes corner wall mount	No	Electronic scalability	Yes
Installation site	ceiling	Mechanical scalability	No
Installation	Concealed wiring, Ceiling	Reach, radial	Ø 12 m (113 m <sup>2</sup> )
IP-rating	IP20	Reach, tangential	Ø 12 m (113 m <sup>2</sup> )

# HF 360

COM1 - Concealed wiring  
 EAN 4007841 002800  
 Article number 002800



## Technical specifications

Ambient temperature	-25 – 55 °C
Material	Plastic
Mains power supply	230 V / 50 – 60 Hz
Fluorescent lamps, electronic ballast	1500 W
Fluorescent lamps, uncorrected	1000 VA
Fluorescent lamps, series-corrected	1000 VA
Fluorescent lamps, parallel-corrected	1000 VA
Switching output 1, low-voltage halogen lamps	2000 VA
LED lamps < 2 W	100 W
LED lamps > 2 W < 8 W	300 W
LED lamps > 8 W	600 W

Transmitter power	< 1 mW
Functions	Normal / test mode, Semi-/fully automatic, Pushbutton / switch mode, Manual ON / ON-OFF
Twilight setting	10 – 1000 lx
Time setting	30 s – 30 Min.
Basic light level function	No
Main light adjustable	No
Twilight setting TEACH	Yes
Constant-lighting control	No
Interconnection	Yes
Type of interconnection	Master/master, Master/slave
Interconnection via	Cable

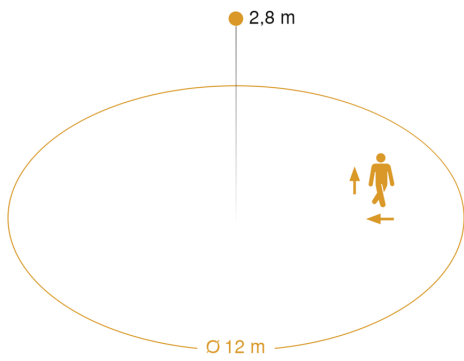
## Accessories

EAN 4007841 000363	Surface-mounted adapter Control Pro IP54
EAN 4007841 003036	Control PRO guard cage
EAN 4007841 009151	Remote control Smart Remote
EAN 4007841 006600	HF-ceiling adapter
EAN 4007841 559410	Service remote control RC8

# HF 360

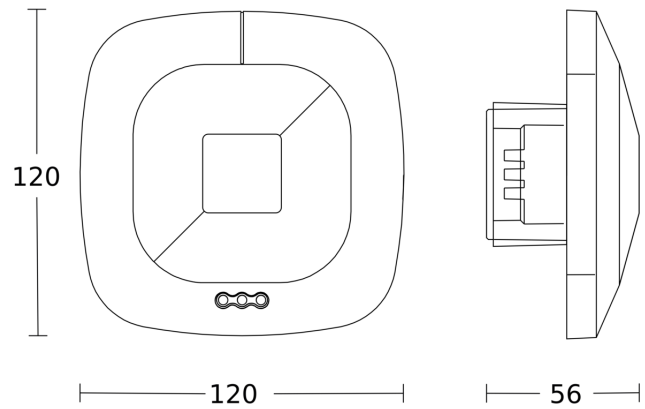
COM1 - Concealed wiring  
EAN 4007841 002800  
Article number 002800

## Detection Zone

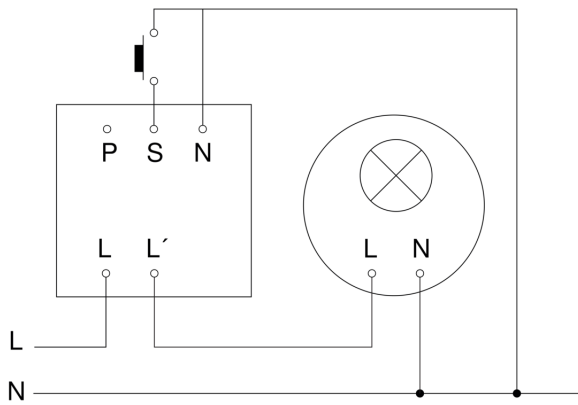


Possible mounting height: 2,50 m–3,50 m  
Orange: radial and tangential

## Dimension Drawing



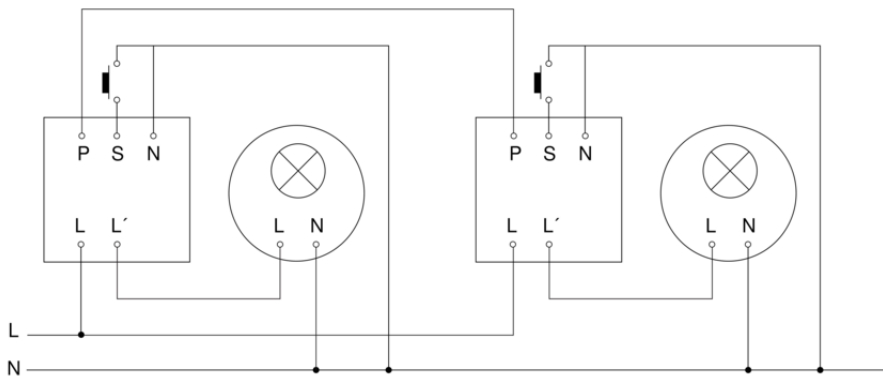
## Master circuit diagram



# HF 360

COM1 - Concealed wiring  
EAN 4007841 002800  
Article number 002800

## Master/master interconnection circuit diagram



## Master/slave interconnection circuit diagram

